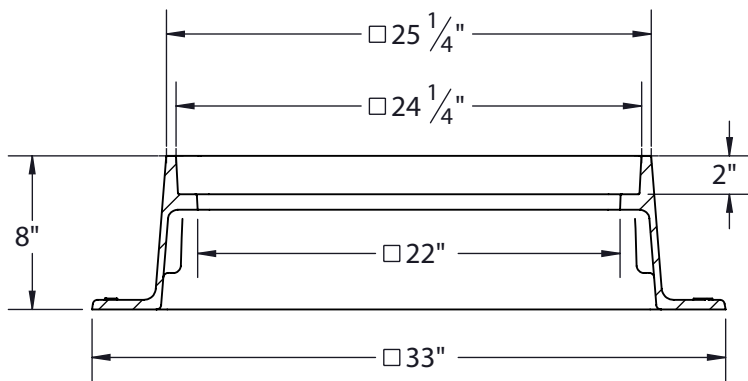
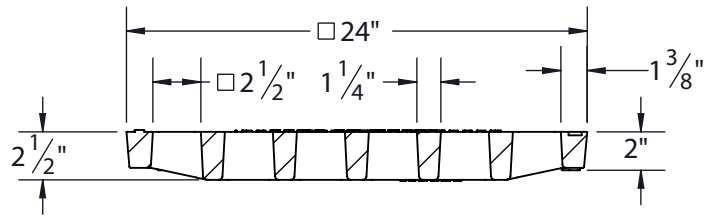
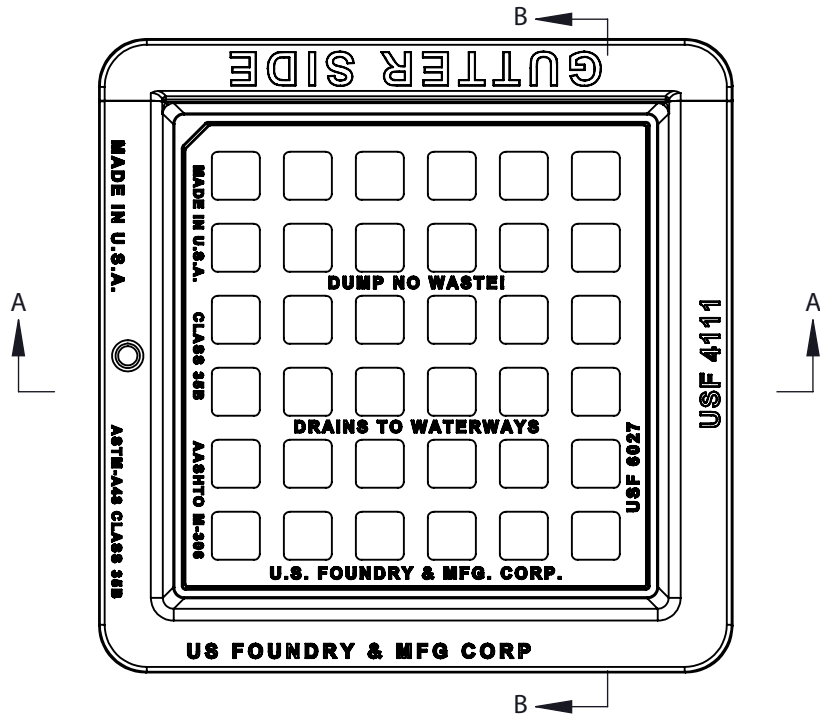
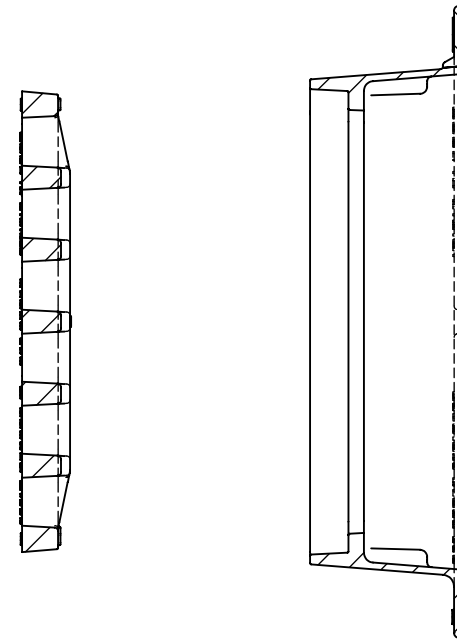


THE INFORMATION CONTAINED IN THIS DRAWING IS THE SOLE PROPERTY OF U.S. FOUNDRY & MANUFACTURING CORP. ANY REPRODUCTION IN PART OR AS A WHOLE WITHOUT THE WRITTEN PERMISSION OF U.S. FOUNDRY & MANUFACTURING CORP. IS PROHIBITED. U.S. FOUNDRY & MANUFACTURING CORP. RESERVES THE RIGHT TO MAKE MODIFICATIONS TO DESIGN WITHOUT PRIOR NOTICE. DRAWING IS UNCONTROLLED WHEN PRINTED. WEIGHTS AND DIMENSIONS ARE PROVIDED FOR REFERENCE ONLY © 2013 U.S. Foundry & Mfg. Corp. All Rights Reserved



SECTION A-A



SECTION B-B

8351 NW 93rd Street
 Medley, FL, 33166-2025
 ph: 1-800-432-9709
 fax: 305-887-9429
 www.usfoundry.com
 AN EAGLE MANUFACTURING COMPANY © 2013 All Rights Reserved

USF 4111 Frame & 6027 Grate

LOAD CLASSIFICATION:	Heavy Duty	FLOW AREA:	222 in ²
MATERIAL:	Gray Cast Iron ASTM-A48 Class 35B		
ITEM:	BAAN #	DRAWING	
Frame			
Grate		DATE	2/7/2014
		DRAWN BY	ULS/AB
REV	0	DATE	QUOTE # 3762