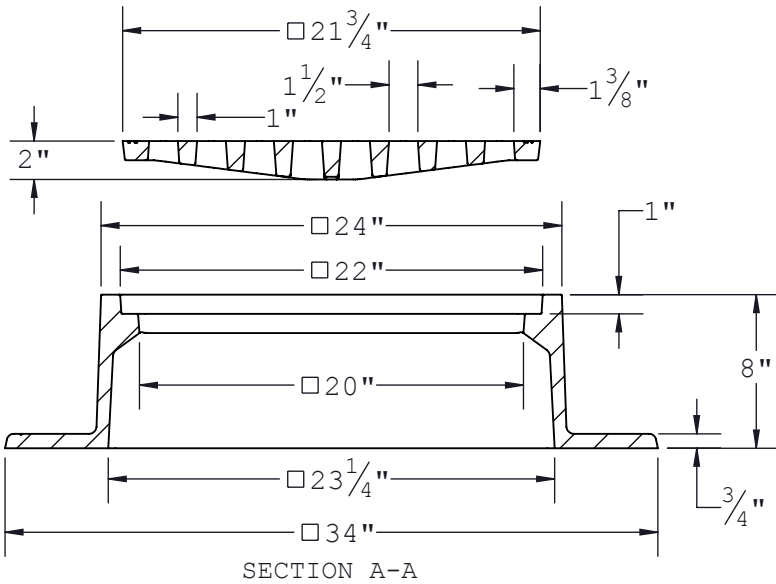
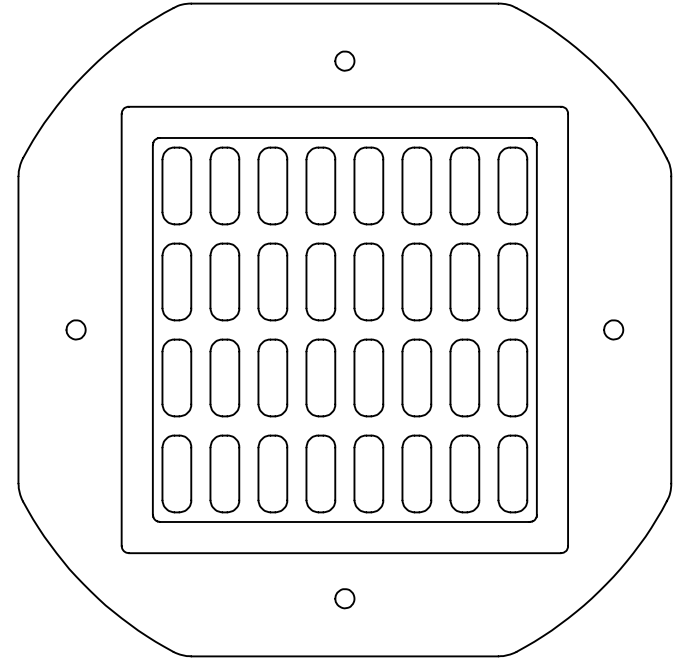
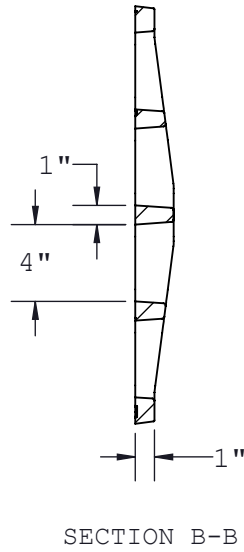
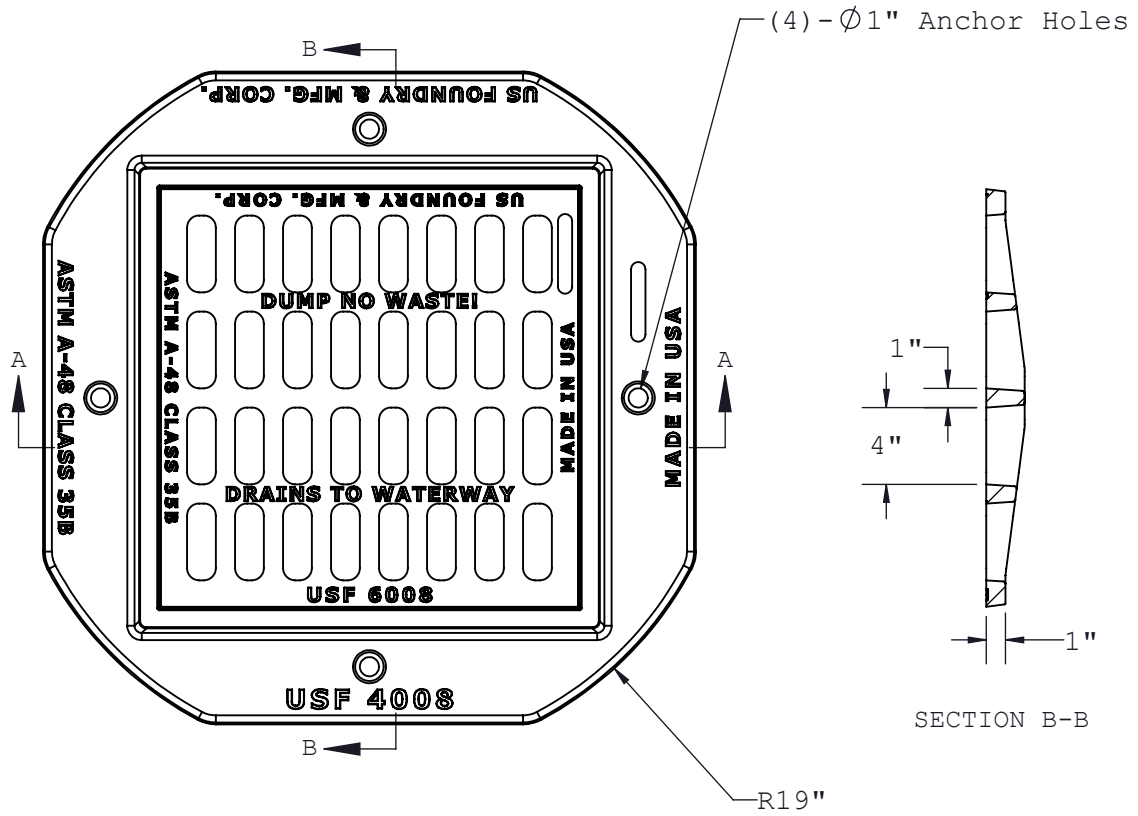


THE INFORMATION CONTAINED IN THIS DRAWING IS THE SOLE PROPERTY OF U.S. FOUNDRY & MANUFACTURING CORP. ANY REPRODUCTION IN PART OR AS A WHOLE WITHOUT THE WRITTEN PERMISSION OF U.S. FOUNDRY & MANUFACTURING CORP. IS PROHIBITED. U.S. FOUNDRY & MANUFACTURING CORP. RESERVES THE RIGHT TO MAKE MODIFICATIONS TO DESIGN WITHOUT PRIOR NOTICE. DRAWING IS UNCONTROLLED WHEN PRINTED. WEIGHTS AND DIMENSIONS ARE PROVIDED FOR REFERENCE ONLY © 2014 US FOUNDRY AN EAGLE MANUFACTURING COMPANY



8351 NW 93rd Street  
Medley, FL, 33166-2025  
ph: 1-800-432-9709  
fax: 305-887-9429  
www.usfoundry.com

**US FOUNDRY**  
AN EAGLE MANUFACTURING COMPANY © 2014 All Rights Reserved

## USF 4008 Frame & 6008 Grate Type 2

LOAD CLASSIFICATION:	Heavy Duty	FLOW AREA:	181.3 in <sup>2</sup>
MATERIAL:	Gray Cast Iron ASTM-A48 Class 35B		
ITEM:	BAAN #	DRAWING	
Frame	8030467	USF 4008-6008	
Grate	8076890	DATE	11/27/2012
Assembly	8040383	DRAWN BY	OD/ULS
REV	0	DATE	QUOTE #
			3701